



Published: August 31, 2023

Citation: Möregatan AW, 2023. Numerical 11-Factor in Half the Genetic Code – A Search for an Explanation in Number Series, Medical Research Archives, [online] 11(8). <https://doi.org/10.18103/mra.v11i8.4171>

Copyright: © 2023 European Society of Medicine. This is an open-access article distributed under the terms of the Creative Commons Attribution License, which permits unrestricted use, distribution, and reproduction in any medium, provided the original author and source are credited.

DOI

<https://doi.org/10.18103/mra.v11i8.4171>

ISSN: 2375-1924

RESEARCH ARTICLE

Numerical 11-Factor in Half the Genetic Code – A Search for an Explanation in Number Series

Åsa Wohlin Möregatan 10, 118 27 Stockholm

E-mail: a.wohlin@u5d.net

ABSTRACT

Half of $20 + 4$ (double-coded) amino acids in the genetic code structure showed¹ an astonishing regularity in a 2D-table, including the 11-factor. The regularities have been dismissed by professionals, saying that no known physical-chemical laws can explain them.

Here a search for possible explanations or aspects is carried through by investigating the numeral series, as dimensions, of $x =$ integers $5 \rightarrow 0$ with different exponents, treated in earlier papers: x^3 , $2x^2$ behind the Periodic system, $x^{2/3} \times 10^2$ (the “ES”-series) and further the basic series with its superposed series (as coding for underlying steps) with features like quantum mechanics. The regularities are reproduced in first section.

It's shown how the paired amino acid side chains that give the 11-factor in the 2D-table are derivable in different ways through counter-directed reading of numbers in the different series (2-digit numbers that always give sums with factor 11). Introduced is the concept of step-numbers, related to numeral series, implying a vector character, with this also anti-vectors, a physical and biological reality, expressed e.g. as intervals. A main interval in the ES-series as a whole is the number 77, specially studied, the most obvious organizing principle in the 2D-table.

The fact that also sums of mirrored 2-letter codons code for amino acid groups with the 11-factor points to a deeper level of double-direction acting on both levels, here suggested as inherited from the higher dimension 4D.

Regarding the coding base pairs G-C and A-U as two coordinate axes, the regularities show up in amino acids with 2-letter codons that join these axes, called Mx-coded ones, the other half of the genetic code not. It seems connected with the two axes of the 2D-table and strengthens the hypothetical dimensional processes from higher to lower D-degree.

Finally, factor 9 as difference of numbers read bidirectionally are circa the inversion of 11, inversion existing in physical laws. An eventual relation to centriole structure with factor 9 ($\times 2$ or $\times 3$) of microtubules are shortly studied.

This paper should be taken as material, inviting other researchers in applied physics and biochemistry to go on with the questions.

Keywords: genetic code structure, 11-factor, numeral series, arithmetical analysis, step-numbers, 2-way direction

Introduction

In an earlier article on the genetic code¹ an astonishing regularity was found in half the code with what was called mixed (Mx) codons: one of the first two bases from the G-C-pair, one from the A-U-pair. See table 1 below

The relevance of such an arithmetic regularity has been denied by some professionals with the argument that there are no chemical or physical laws that can explain this arrangement of the coded amino acids (aa). (The same could be said for instance about what biologists call a drive to survive as inherent in living organisms.)

I think the most scientific answer to such an opposition is a) that the facts are there (under given conditions), and b) that, thus, something remains to be discovered in those biochemical and physical "laws".

Many authors have studied the genetic code with arithmetical approaches, some of them²⁻⁵ referred to in my earlier paper⁶ in this journal. Another two articles^{7,8} by Rakočević might be added. All or most of them and of others in this field have probably met the same opposition and problem to unite number regularities with hitherto known (or accepted) physical-biochemical "laws". This study does not pretend to have "solved" the problem but could hopefully add useful aspects.

Self-organization?

One concept used on higher levels of complexity is "*self- organization*". Unicellular bacteria for instance have been found to communicate with one another, arranging structures (as "films"), interpreted as out of need for collective defense against anti-bacteria and other attacks. They also exchange genetic material. Homo sapiens form groups, maintaining their connection through rituals, dancing patterns etcetera.

Such cooperation seems already prepared for on the molecular level with moving units, trends to polarize in charge as dipoles, and on the atomic level in the concept of valences (given numbers) - a "need" for atoms to obey the "law" of the "octet rule". (All structure-building atoms in the genetic code are of the not self-sufficient type.)

Yet, it's hitherto hard to find a "need" for side chains (R) of amino acids (aa) to adapt to what seems to be pure mathematical, geometrical regularities, this without further assumptions.

Numerical regularities?

The problem in accepting such *numerical* regularities as in the 2D-table 1 below as relevant seems to be - ? - precisely the numerical view? Mass here taken as the *number of nucleons (u) in side-chains (R) for most common isotopes*. This already implies a half-step down into the realm of numbers. (The property "mass" was accepted as a field with "Higgs" boson. Yet, it couldn't explain how individual particles got their masses defined.)

There do exist examples of elementary numeral formulas in physics - chemistry besides valences and the octet rule, e.g. the factors in Rydberg's formula for orbital levels of hydrogen. Also the orbital numbers s-p-d-f-g in the periodic system (illustrated in intervals of the $2x^2$ -series. Further, such a thing as telomeres at end of chromosomes, seeming to decide possible number of cell divisions. Also frequencies are defined in numbers (λ /time unit) on the level of EM-fields.

In a more generalized view numbers as such originate from divisions, have their roots in polarizations. Quantum entanglement between polarized *complementary* units or quanta is an equally timeless relation as the concept *dimension*, immaterial as mathematics.

In the background model (<https://www.u5d.net>) to this research a dimension was defined as the relation between complementary "poles" or structures, lower degrees developed from next higher degree through polarizations: 5D \rightarrow 4D \rightarrow 3D etc. and in synthesizing direction the reverse.

Could such processes of dimensional steps constitute an underlying *level* behind the physical-chemical ones as earlier suggested by the author?

Codons \longleftrightarrow aa relations:

In Table 1 below the close relation between codons (1st and 2nd bases) and the aa groups are obvious, contradicting the hypothesis of a random distribution of codons.

A natural question is if codons might influence the grouping of aa or aa the choice of codons, i.e. direction of influence, if any?

Some close relations codons \longleftrightarrow aa have in earlier paper¹ been commented on: First, it's mostly aa that contribute to the synthesis of codons. Second, the parent numbers of the bases and their distribution on

the ES-series (section 3) gives aa-sums for pyrimidine- and purine-coded aa. Third, that transformations of codon base mass numbers from number-base system (nb-x) 10 to 8 gives aa-groups (-/+1), a "TR"-relation.

Counting conditions here:

- 24 aa, including Ile AUA as the fourth double-coded aa besides AU-U/C, only differing in 3rd base type, (The other three = Arg, Ser and Leu.)
- Deviations in isotopes dismissed. (All atoms here Z-H = N.)
- The basic aa, 2 Arg and Lys taken as charged, as in reference⁹.

Ways of writing:

- Numbers in actual series is often shortened 5', 4', 3' etc.
- Inversions signed /\.

Content:

Section 1: The found regularities and similarity with fusion in the sun. Section 2: Codon-guided factor 11? Sections 3: Correlations with whole x^3 -series? Section 4: Some general considerations. Section 5-6: Correlations with $2x^2$ - and the $x^{2/3}$ -series? Section 7: Number 77. Section 8: Step-numbers in basic (BS) and superposed SP) series. Section 9: How about a relation to centrioles? Section 10: Two extras. Conclusions and some associations.

1. Regularities in the Mx-coded amino acids

In the astonishing regular "2D-table" 1 below on 12 amino acids (aa) side-chains (R) with mixed (Mx) codons (one of first 2 bases from the G-C-pair, the other from the A-U-pair) the 11-factor appeared in the rows and -/+1 in columns¹.

[The table is nearly a "3D-table" when including the N—Z-division: N = G1+A1-columns 352, -1, Z = C1+U1-columns 418, +1.]

Table 1. The Mx-table on aa coded by mixed codons¹

GA	Glu	CA	His	UG	Trp	AG	Arg	→ 385
GA	Asp	CA	Gln	UG	Cys	AG	Ser2	→ 209
GU	Val	CU	Leu	UC	Ser1	AC	Thr	→ 176
175		210		208		177		
385				385				770

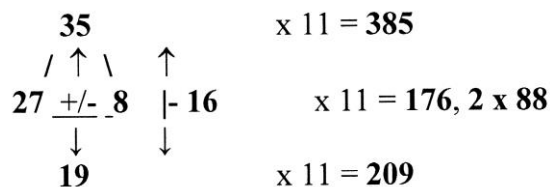
Figure from reference¹, licence cc-by-nc-nd

1.1. The most elementary scheme from the cubes 27 and 8:

It's the cubes on 3 and 2, which appears in the middle steps 3' and 2'* in the x^3 -series ($x = \text{integers } 5 \rightarrow 0 = 27 \text{ and } 8$). However, the right way to think seems to be $27 + /- 8$, which directly gives numbers 35 - 19 with interval 2 times 8, figure 1 It appears as the most middle of a "middle" that one can imagine!

* (3', 2' is here often used as an abridged way of referring to numbers in the actual series with different exponents.)

Fig.1. Elementary numbers behind factor 11 in table 1.



1.2. About “degenerated” codons:

In the Mx-table it’s obvious and should perhaps be underlined that the division between rows 1+2 versus row 3 is what here is called aa with 3B-codons (with differentiated 3rd base) versus 2B-codons (with indifferent 3rd base):

$$3B = 11 \times 54$$

$$2B = 11 \times 16 \dots \text{Quotient } 27/8, 3^3/2^3.$$

It indicates sooner a serial, numeral interpretation of this so called “degeneration”.

$$3B\text{-coded aa, } 54 \times 11:$$

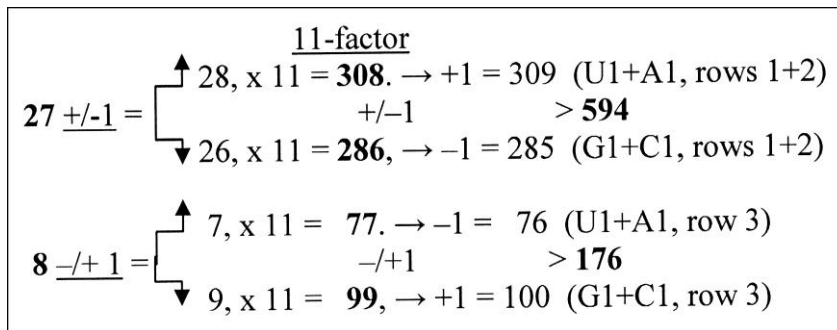
$$GA = 132, CA = 154 - 1, UG = 176 + 1, AG = 132.$$

1.3. The operation ± 1 on cubes 27 and 8:

It’s possible also to think of the division in figure 1 as all numbers, including 27 and 8, with the operation ± 1 , figure 2 below.

A suggestion from earlier papers is that such ± 1 operations represent a branching of one dimension to another, as an $1/x$ -curve, passing through ± 1 asymptotically join two coordinate axes.

Fig.2. The numbers in figure 1 with operator ± 1 .



1.4. Number 77 as an essential factor in the Mx-table!:

Number 385 = 5×77 , divided in quotient $3/2 - 2/3$, shown in table 2.

Table 2. Factor 77, row 1 and rows 2+3.

$2 \times 77 = 154$		$3 \times 77 = 231$		$\rightarrow 385$
$3 \times 77 = 231$		$2 \times 77 = 154$		$\rightarrow 385$
G1	C1	U1	A1	

More about factor 77 in section 7 below.

1.5. One single chemical aspect:

Dividing the aa in molecular groups according the atom types gives following pattern, with Gln included in the NHx-group, 2 times 385 ± 1 :

$$CHx = 100 = GU+CU$$

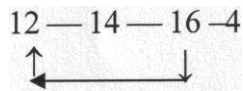
$$CO/SHx = 286 = GA+UC+AC+AGY+UGY$$

$$\text{Sum} = 386$$

$$CNHx = 384 = AGR+UGG+CA$$

1.6. Fusion C→N→O in the sun, a similarity:

After first elementary fusions in the sun the following repeated steps from carbon (3 alpha), to oxygen, 4 alpha, (a $3 \rightarrow 4$ step) is supposed to occur in the sun: ^{12}C get fused with 2 H to nitrogen ^{14}N , then another + 2 H to oxygen ^{16}O . There a helium atom, 1 alpha, gets released and the process returns to ^{12}C for a new cycle, figure 3. Thus, on the atomic level:

Fig.3. Fusion of alpha (He) in the sun


The divisions of columns in 3 + 1 in the Mx-table in rows 1+2 = sum 594, we had 11 times these atomic numbers as if it followed a similar process:

132 (GA) → 154 -1 (CA) → 176 +1 (UG)
 ← “back to” 132 (AG).

Sums of 3 columns G1+C1+U1:

Row 1: 286 -2

Row 2: 176 +2

Row 3: 132 -1...Sum 594 -1

Column 4 (A1):= 176 +1

It might be noted that AG are extra codons for the aa Arg and Ser. And AC, Thr, in this 4th column derives from homoserine, as earlier has been assumed for Serine's AG-codon.

[A different view on the three C-N-O-numbers, here with multiplications, an operator giving more of a volume:

12 → 14 → 16

$12 \times 14 = 168 \approx \text{sum of all } ^{14}\text{N in 24 aa R, valence 3.}$

$14 \times 16 = 224, \text{ sum of all } ^{16}\text{O} + ^{32}\text{S in 24 aa R, valence 2.}$

Back: $16 \times 12 = 192,$

→ $\times 5 = \text{sum of all } ^{12}\text{C-atoms, valence 4.}$

2. Codon-guided 11-factor?

2.1. Factor 11 in aa sums with 2-letter Mx-codons:

Central to observe is that the factor 11 in the Mx- table here appeared¹ in all sums of aa with bidirectionally read 2-letter codons:

GA + AG = 132 + 132 = **264** = 11 × 24

CA + AC = 153 + 45 = **198** = 11 × 18

Sum 42 × 11 = **462** = 6 × 77

GU + UG = 43 + 177 = **220** = 11 × 20

CU + UC = 57 + 31 = **88** = 11 × 8

Sum 28 × 11 = **308** = 4 × 77

Here the quotient 3/2 appear again into 42 — 28 times 11.

About these numbers 462 and 308, cf. divisions of aa from Glycolysis and Citrate cycle¹, see further section 7.3.2 below.

(The 11-factor here is hardly a sure support for the hypothesis of an early two-letter code.)

2.2. Codons as from opposite strands of DNA/RNA

With another pairing and layout, the 2-letter codons become complementary as from opposite strands of RNA, figure 4, giving the sums 209 and 176 times 2:

Fig. 4. Polarities of codons as from opposite strands

176+1	44-1	132	132
→	→	→	→
U G	← G U = 220	G A	← A G = 264
A C	← C A = 198	C U	← U C = 88
←	←	←	←
154-1	44+1	33-2	55+2
↓		↓	
418		352	
$2 \times \underline{209}$		$2 \times \underline{176}$	
Row 2		Row 3	

Here there are three polarizations:

- the “reading direction” between 2-letter-codon pairs horizontally,
- the opposition of complementarities vertically, and
- the reading of the two strands in opposite directions.

How to interpret this relation codons — aa-groups with the 11-factor? Could it perhaps reveal some guiding principle behind the connection of nucleotides and aa sums in R. This central question remains to answer.

2.3. General about codons:

This research count on the 20 “classical” aa + 4 of them with 2 codons, thus 24 aa, They get grouped in 4 types, each with 6 aa: 4 are 3B-codons, 2 are 2B-codons in each type; here called:

Mx: Form codons: GA, AG, CU, UC = 352
 Cross codons: GU, UG, CA, AC = 418...770
 Nmx*: RNA codons: GC, CG, UA, AU = 412
 Pair codons: GG, CC, AA, UU = 322...734

The 11-factor only in the 12-group Mx.

*Nmx = non-mixed codons.

3. Correlations with the whole x^3 -series?

With 27 and 8 as fundamental numbers behind the Mx-table (figure 1 above) and the middle in the x^3 -series, it’s natural to ask if the whole series eventually is involved in some way.

3.1. Steps and intervals times 11:

Here, in figure 5, the same operation as in figure 1, sums and differences and their interval is applied to each step in the x^3 -series:

Fig. 5. Cubes of the basic series of integers $5 \rightarrow 0$, the x^3 -series:

189	91	35	9	1	→ sums
/	\ /	\ /	\ /	\ /	\
125	-↓- 64	-↓- 27	-↓- 8	-↓- 1	-↓- 0
61	37	19	7	1	→ intervals
<u>Step 5 → 4:</u>	<u>Step 4 → 3:</u>	<u>Step 3 → 2:</u>	<u>Step 2 → 1:</u>	<u>Step 1 → 0:</u>	
189, x 11 = 2079	91 x 11 = 1001	35 x 11 = 385	9 x 11 = 99	1 x 11 = 11	
- 128, x 11 = 1408	- 54 x 11 = 594	- 16 x 11 = 176	- 2 x 11 = 22	- 0	
61, x 11 = 671 ↑	37 x 11 = 407	19 x 11 = 209	7 x 11 = 77	1 x 11 = 11	

The differences between sums and intervals in steps $4 \rightarrow 3 \rightarrow 2$ times 11 give the sum of rows 1 + 2 and row 3 in the Mx-table, 594 and $176 = 770$.

- Factor 77 appears already in first 3 sums: $2079 = 27 \times 77$, $1001 = 13 \times 77$, $385 = 5 \times 77$.

- $1408 = 4 \times 352$ (352 the sum of G1+A1 in the Mx-table). Minus 22 (as debranched degrees from steps $5 \rightarrow 4 \rightarrow 3$) = $1386 = 6$ times 231; minus $(594 + 176) = 616 = 4 \times 154$.

- In steps $3 \rightarrow 2 \rightarrow 1$ a cross-adding of sums and intervals gives:

$$385 + 77 = 462, 2 \times 231, 6 \times 77$$

$$209 + 99 = 308, 2 \times 154, 4 \times 77$$

(-Sums in steps $4 \rightarrow 0 = 1496$, equal to the sum of 10 molecule stations in the citrate cycle; $770 - 22 = 748$, equivalent to (\sim) C6-molecules in this circle.)

3.2 The x^3 -series times 6:

$$= 750 - \frac{384}{384} - \frac{162}{210} - 48 - 6 - 0 \rightarrow \text{Sum } 594$$

Those numbers equal those in rows 1 and 2 in the Mx-table 1 above $-/+1$: 385 -1 and 209 +1.

3.3. Middle numbers $27 + 8 = 35$ divided $3/2$:

If taking factor 11 as a sum divided in 5 and 6 and number 35 ($27 + 8$) divided in quotient $3/2^*$ ($21 - 14$) it gives:

$$5 \times 21 = 105 + 6 \times 21 = 126 \rightarrow \text{Sum } 231, 3 \times 77.$$

$$5 \times 14 = \frac{70}{175} + 6 \times 14 = \frac{84}{210} \rightarrow \text{Sum } 154, 2 \times 77$$

*Cf. the close to $(\sim) 3/2$ -division dominating in the weight series of aa.¹⁰

It's vertically the Mx-division of 385 in $176 - 209, -/+1$. (175 and 210 the division on columns G1 and C1). Horizontally it gives the division in table 2 on 3 and 2×77 . (Vertically we get the same sums 175 and 210 when dividing 35 in quotient $4/3$, 20 and 15.)

3.4. Mirrored numbers?

The intervals in the x^3 -series, adding their mirrored numbers happens to give the total sum 385; this sum, times 2, gets divided as in row 1+2 versus row 3 in the Mx-table at $2'$ (= 8), figure 6:

Fig. 6. "Step-numbers" in x^3 read bidirectionally?

$$\begin{array}{r}
 x^3: 125 \text{ --- } 64 \text{ --- } 27 \text{ --- } 8 \text{ --- } 1 \text{ --- } 0 \\
 \quad \quad 61 \quad 37 \quad 19 \quad 07 \quad 01 \rightarrow \text{Sum } 125 \\
 \text{Mirrored: } 16 \quad 73 \quad 91 \quad 70 \quad 10 \rightarrow \text{Sum } 260 \\
 \hline
 \text{Sums: } \quad \quad 77 \quad 110 \quad 110 \quad 77 \quad 11 \\
 \quad \quad \quad 297 \quad \quad \quad 88 \quad \rightarrow \underline{385} \\
 x 2: \quad \quad = 594 \quad \quad \quad = 176
 \end{array}$$

The difference of sums of intervals and their mirrored numbers (as "the mirror"?) = 135, happens to be mass of the A-base.

Similar mirroring of elementary numbers in figure 1:

$$\begin{array}{l}
 27 \rightarrow \leftarrow 72: \text{ sum } 99 \quad | \\
 08 \rightarrow \leftarrow 80: \text{ sum } 88... \quad | \quad 187 | \\
 35 \rightarrow \leftarrow 53: \text{ sum } 88 \quad | \quad - 385 \\
 19 \rightarrow \leftarrow 91: \text{ sum } 110... \quad | \quad 198 |
 \end{array}$$

27 and difference 19 gives 209, 08 and sum 35 gives 176.

3.5. About factors in mirrored codon domains:

Cf. section 2.1.: $264 - 88, 198 - 220$. Without factor 11, aa-domains $+/-$ lower numbers in the x^3 -series?

- Factors $24 + 8$: 24 in GA + AG, 8 in CU + UC, the division purines (Pur) — pyrimidines (Pyr).

- Factors 18 + 20: 18 in CA+AC, 20 in UG+GU.

24 — 8 = 16 +/- 8: → 8 = 2' in the x^3 -series.

18 — 20 = 19 -/+ 1: → 1 = 1' in the x^3 -series.

To sum up this section 3: In spite of all these connections there is hardly anything in the x^3 -series itself that explains factor 11 — or the adding of mirrored numbers in it?

4. Some general considerations

- With 2-letter codons, letters as *symbols* for different molecules, reading them in opposite orders seems quite possible, but why does this give sums of their coded aa with factor 11 (times 24 - 20 - 18 - 8)? How from there come to opposite reading of Numbers? It seems as the *central question*.

- Or biologically expressed: What makes Mx-coded aa join in pairs to 11-factor numbers (-/+1)? There surely exist biochemical connections within these 6 aa pairs, more or less close, yet they hardly explain the 11-factor (as in section 1.2. above).

Two elementary mathematical facts:

- Sums of forward (Fw) + backward (Bw) reading of 2-digit numbers always have a factor 11. Difference a factor 9.

(Not so in 3-digit numbers if not in themselves already including a factor 11.)

- Differences between 3-digit numbers read Fw – Bw give both factors 11 and 9 (if not 0).

- Directions of reading are vectors, and vectors – anti-vectors or counter-direction of vectors should surely be a part of *accepted physical realities*. As in biology; a single example the opposite directions of strands in DNA. But such vectors applied to reading of numbers?

- “Mass” here is taken as number of units (u), thus integers. It implies already a big step of abstraction, down into a deeper level of mathematics. It's *not* the same as the property mass measured from forces and acceleration. Number of units in an aa molecule is *only one of several biochemical properties* of it.

- However, reading numbers of some units (aa as units of certain number of units in R) backwards? It seems overwhelmingly senseless and mad! (Yet, doing so in this case in the Mx-table, it seems to give a sense, see “A note” below.)

- With the concept of “step-numbers”, connected with (dimensional) *series*, in disintegration or synthesizing directions, there are numbers which represent directions, thus are vectors and might be expressed as the intervals between stations. (Cf. section 3.4. above.)

Another essential aspect:

- Regarding the base pairs G–C and U–A as two *coordinate axes* there is the important difference between Mx- and Nmx-coded aa: Mx-codons join the two axes, the Nmx-codons not as they are divided on single axes. Could the regularities in the Mx-table depend on this fact? Cf. the 2D-table of Mx-coded aa as a whole (vertically +/-1): two axes.

About vectors — anti-vectors:

- There are particles and anti-particles, quarks and anti-quarks; however, they don't seem opposite in mass, sooner in charge, a property of lower D-degree?

- There is Space with divergent acceleration (as from a 0-pole, a center) versus Mass (as from anti-center) with convergent acceleration. In next step combining to give “Matter” as aa; the Space factor of witch that seems dying in black holes. (Reappearing in surrounding galaxies?)

A note; Reading the unit numbers of each aa side-chain (R) in the Mx-table Fw and Bw happens to give the same sums in rows 2 and 3, and in row 1 it gives – 99 in both pair groups G1+C1 and U1+A1 = 770 – 198 = 2 × 286, (198 = difference of triplets in the basic series read Fw – Bw, as 543 – 345 etc.) Total

sum in both base pair groups = 671. (61 is the number of codons without stop-codons.) Sums $F_w + B_w$ in rows 2+3 gives 462 in G+C-columns, 308 in U-A-columns, the same as only F_w -reading times 2.

$$\begin{array}{l} \underline{F_w + B_w, \text{ sums}} \qquad \qquad = \underline{G+C} \quad \underline{U+A}: \\ \text{Row 1: } 572 = 2 \times 286; \quad -/+ 77 = 209 \quad 363. \\ \text{Row 2: } 418 = 2 \times 209; \quad +/- 44 = 253 \quad 165. \\ \text{Row 3: } 352 = 2 \times 176; \quad +/- 33 = 209 \quad 143 \end{array}$$

- For number 77: see section 7.

- Factor 26 in 572, row 1, = sums 35 minus 9, $(27+8) - (8+1)$, in the x^3 -series, and/or intervals in same steps 19 plus 7 $(27-8) + (8-1)$, as if the following steps were included.

5. The $2x^2$ -series?

5.1. Intervals times 11 in this series:

How about the $2x^2$ -series ($x = \text{integers } 5 \rightarrow 0$) behind the Periodic system with intervals as number of electrons in the different orbitals?

$$2x^2: 50 \text{ --- } 32 \text{ --- } 18 \text{ --- } 8 \text{ --- } 2 \text{ --- } 0:$$

Sum 110 of this series, divided in step $4' \text{ --- } 3'$, gives $82 \text{ --- } 28$, mirror numbers with interval 54. The interval numbers times 11 can give codon groups of aa in the Mx-table, figure 7:

Fig.7. The $2x^2$ -series with intervals $\times 11$

$$\begin{array}{r} \quad 18 \quad 14 \quad 10 \quad 6 \quad 2 \\ x 11: \quad \underline{198 \text{ --- } 154 \text{ --- } 110 \text{ --- } 66 \text{ --- } 22.} \\ \quad \quad \quad \underline{352} \quad \quad \quad \underline{176} \quad \quad \quad \\ \quad \quad \quad \quad \quad \underline{264} \quad \quad \quad \quad \quad \quad \underline{88} \end{array}$$

Mx-table, aa-numbers, sum 770 as $440 + 330$:

$$440 = 352 + 88 \text{ or } 264 + 176;$$

$$330 = 154 (CA+1) + 110 + 66 = + 176 (UG -1).$$

$$CA+AC = 198.$$

$$\underline{GA+AG = 264 \dots \text{Sum } 462, 6 \times 77.}$$

$$UG+GU = 220 = 198 + 22 \text{ or } 154 + 66$$

$$\underline{CU+UC = 88 \dots \text{Sum } 308, 4 \times 77}$$

(Numbers $352 - 264 - 176 - 88 = 8-6-4-2$ times factor $44 = 4' \rightarrow 3'$ in ES-series, section 6.)

5.2. Intervals in the $2x^2$ -series mirrored:

Intervals as step-numbers in the $2x^2$ -series read bidirectionally?

$$\begin{array}{r} \quad 18 \quad 14 \quad 10 \quad 06 \quad 02 \rightarrow \text{Sum } 50 \\ + \quad \underline{81} \quad \underline{41} \quad \underline{01} \quad \underline{60} \quad \underline{20} \rightarrow \text{Sum } 203 \dots \text{Total } 253 \\ \quad \underline{99} \quad \underline{55} \quad \underline{11} \quad \underline{66} \quad \underline{22} \\ \quad \quad \quad \underline{154} \quad \quad \quad \underline{77} \quad \quad \quad \text{Sum } 231 (3 \times 77) \\ \quad \quad \quad \underline{66} \quad \quad \quad \underline{88} \quad \quad \quad \text{Sum } 154 (2 \times 77) \end{array}$$

Sum 385, divided as in Table 2.

$$385 = 2(55+11+66) + 1(99+22).$$

$$F_w + B_w \text{ reading} = 253, \text{ cf. table 3 below.}$$

$$154 + 66 = 220, \times 2 = \underline{440}$$

$$77 + 88 = 165, \times 2 = \underline{330}$$

$$154+66 + 77 = \underline{297}, + \underline{88} = 385, \text{ times } 2, = \text{the division } 11(27 + 8) \text{ in the Mx-table, (fig. 1).}$$

Thus, sums of codon groups in the Mx-table are possible to derive from these series. It shouldn't perhaps be astonishing if both the x^3 - and the $2x^2$ -series had relevance, with regard to the exponent $2/3$ in the ES-series (section 6 below)?

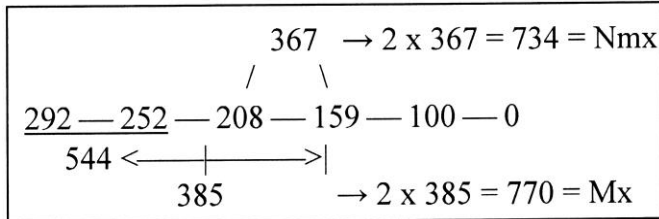
The backward reading of these later “step-numbers” having sense?

6. Correlations with the ES-series?

6.1. The “ES-series”, first facts:

In the ES-series¹ $x = \text{integers } 5 \rightarrow 0$ with exponent $2/3$ times 100, (numbers abbreviated): Figure 8 below shows on the several correlations with codon domains of aa R in both the 12-groups, Mx end Nmx (aa with non-mixed codons):

Fig.8. ES-series: The two 12-groups of 24 aa, sums R:



Partly from reference¹, licence cc.by-nc-nd.

Domains of aa in 2nd base order¹:

$$2(544 - 259) = \text{C2} + \text{U2}$$

$$2(208 + 259) = \text{G2} + \text{A2}.$$

6.2. Divisions of interval number 385 in ES:

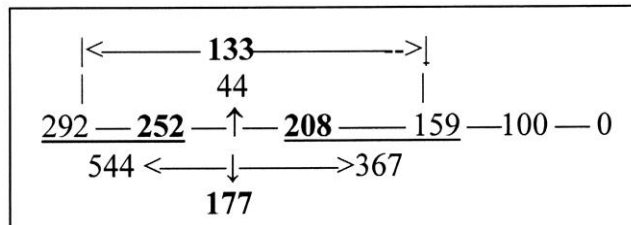
The number 385 in figure 8 might be seen as divided in two numbers in the Mx-table:

$$\begin{aligned}
 544 - 367 &= 177 = \text{sum of column A1 in Mx} \\
 + 208 &= \text{sum of column U1 in Mx}
 \end{aligned}$$

These numbers $-/+1 = 176$ and 209 , the division of 385 in the Mx-table.

Interval between these numbers = 31, equal to mass of aa Ser, included with both its codons in U1- and A1-columns of the Mx-table. Sum 177 in A1 divided, figure 9:

Fig.9. Some intervals in ES, 177 as 133 + 44:



6.3. The alternative division 133 — 252 of 385:

Number 252 = 4^4 in the ES-series, + interval 133 = 385, table 3:

Table 3. Division of 385 in 133 + 252, $-/+1$ in the Mx-table:

GA	C1	U1	AG	Mx
132	153	177	132	Row 1
				Row 2
GU 43	CU 57	UC 31	AC 45	CA+UG
253		253		+ Row3

Noteworthy perhaps is that here, with operator $-/+1$, there is the 11-factor times first two inward step-numbers 12 and 23 with sum 35 in the basic series of integers $5 \rightarrow 0$:

Basic series: $5 \leftarrow 4 \leftarrow 3 \leftarrow 2 \leftarrow 1 \leftarrow 0$:

Step-numbers: $23 \quad 12 \quad \rightarrow \text{Sum } 35$

6.4. More in ES joining Mx- with Nmx-groups:

Some other features seem to closely join the two 12-groups of aa, Mx and Nmx, to the ES-series, even if the factor 11 and factors 27 and 8 from figure 1 not are shown in any obvious way. They follow from $-/+$ lower intervals in the series.

6.4.1. C-atoms (Cs) and rest atoms (Re):

Through operations of $-/+$ last intervals in ES (100 and 59) the division in Cs and Re might be given: Sum 960 is equal to sum of whole A+U1-domains:

$$544 - 100 = 444 = \text{Cs in Mx}$$

$$416 + 100 = 516 = \text{Cs in Nmx}$$

The division of Re, equal to whole mass Re (544) of aa in G+C-domains, is given through operation $-/+$ 59, the interval $2' \rightarrow 1'$ in the ES-series (Re quotient circa $3/2$):

$$385 - 59 = 326 = \text{Re in whole Mx.}$$

$$159 + 59 = 218 = \text{Re in whole Nmx.}$$

Nmx: $2 \times 3' = 416$; $2 \times 2' = 318$ in ES:

$$\begin{array}{r} 416 \quad 318 \\ + 100 \quad -100 \end{array}$$

$$516 \quad 218 \rightarrow \approx \text{Cs and Re in Nmx.}$$

6.4.2. Operator $-/+ 100$ in Mx-coded aa, table 4:

Table 4: Rows 1+2 in G1+C1- and U1+A1-columns:

285 = <u>385</u> - 100 4 aa	309 = <u>209</u> + 100 4 aa	$\rightarrow 594$ = rows 1+2
+ 100	$176 - 100 = 76$	$\rightarrow 176$

285 = GA + CA: (Glu, Asp + His, Gln)

309 = UG:+AG: (Trp, Cys + Arg⁺. Ser).

In 2nd base order:

A2: GA+CA: **285** — G2: UG+AG: **309**, sum = 594

U2: GU+CU: **100** — C2: UC+AC: **76**, sum = 176

6.4.3. Two other proofs of the joined Mx-Nmx-tables:

The A+U-domains of aa 960, equal to sum of Cs in the whole of 24 aa, is divided 385 in Ms and 575 in Nmx. These numbers $-/+1$ equals the two-peak numbers of Cs in the C-skeleton with quotient $3/2$, built as a number pyramid on the basic series of integers $5 \rightarrow 0$.⁶

There was also the fact that Re in the A+U-domains is equal with Cs in G+C-domains in the total sum, table 5. The same correlation $+/-1$ appeared¹⁰ in divisions of aa in the “weight series”, divided on a lighter (L) and heavier (H) than the mean value of aa R.

Table 5: Re in U+A-groups = Cs in G+C-groups $+/-1$

aa-domains	L-chain		H-chain		Σ
	Cs	Re	Cs	Re	
G1+C1	156	61	168	159	544
U1+A1	228	155	408	169	960

6.5. $Nmx + 2 \times 18$ (as 2 H₂O)?

The Nmx-group 734 of aa differs from the Mx-group 770 with 36, which could be suspected to represent two H₂O à 18. Adding 18 to Nmx-groups in different ways gives groups in Mx.

- a) 3B-coded aa: $575, + 18 = 594 - 1$.
 2B-coded aa: $159, + 18 = 176 + 1$

Hence, it gives numbers of rows 1+2 and 3 respectively in Mx, -/+1.

It's said that Lys AA (3B) and Pro CC (2B) often gets an OHx-group added after the translational process. Possible reflected here?

- b) Codon division Purines — Pyrimidines in Nmx:

$$A1 + G1: 320 + 16 (GG + GC) = 336;$$

$$336 + 18 = 354 = 2 \times 177$$

$$U1 + C1: 255 + 143 (CG + CC) = 398;$$

$$398 + 18 = 416 = 2 \times 208. \text{ Cf. 6.2. above.}$$

- c) In Nmx: the U-contenting 2-letter codons guide aa-sums 444 (UU+UA+AU). The rest: (AA+G1+C1-domains) = 290.

$$444 + 18 = 462. \rightarrow 6 \times 77$$

$$290 + 18 = 308. \rightarrow 4 \times 77$$

Cf. table 2. Without + 18:

$$444 = 367 + 77,$$

$$290 = 367 - 77. \text{ See section 7.}$$

6.6. Connections codons — amino acids

Some arithmetic relations between codons and aa domains could be mentioned in this ES-context:

- Interval $5' \rightarrow 1' = 192$ is the sum of a codon base pair rings including only C and N, divided in $9 \text{ C} = 108$ and $6 \text{ N} = 84$, numbers equal to intervals $3' \rightarrow 1'$ and $5' \rightarrow 3'$ in the ES-series. Total C-atoms in 24 aa $R = 5 \times 192 = 960$.
- The codons are mostly synthesized by aa.
- There was also the close relation between mass of codon bases transformed to number- base system 8 (nb-8) and the aa-domains!:
 $2(G1 + C1) = 2(227 + 157) \text{ in nb-8} = 384 \times 2$.
 $2(A1 + U1) = 2(207 + 160) \text{ in nb-8} = 367 \times 2$.

To sum up section 5:

In spite of all correlations that join the Mx-group with Nmx through the ES-series, this series cannot in itself explain the 11-factor times 35-19-16 in figure 1.

7. Number 77

7.1. Some general notes:

Table 2 in section 1 above shows the Mx-table on aa divided in 5×77 on both base-pair codons G1+C1 and U1+A1, in opposite order, 5 divided 3 - 2. It's a striking regularity.

Factor 35 in $385 = 7 \times 5$ is the first to note. Both these factors times 11 show up, yet most clearly 7×11 ; however, also -/+ 55 in this operation:

$$209 - 55 = 154, 2 \times 77$$

$$176 + 55 = 231, 3 \times 77$$

(It reminds of number of aa: 5 + 5 in G1- and C1-domains, 7 + 7 in U2- and A2-domains.)

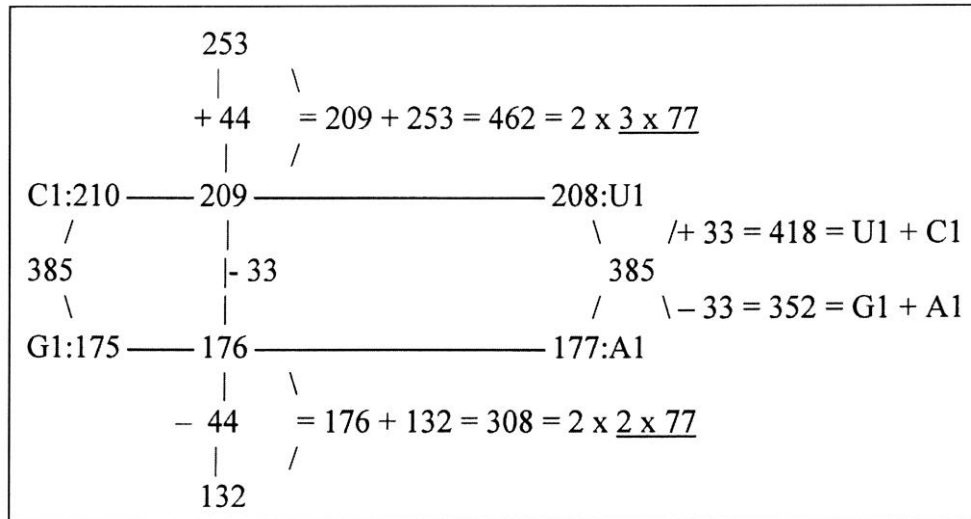
Factor 7 appeared also⁶ in the total sum of aa, $R+B = 3276 = 7 \times 468$; this number 468 also the total number of atoms in 24 aa. Mean value (Mv) of an atom becomes exactly 7.

Notable is that the whole ES-series (section 6) is divided in the step 4→3 in sums with the difference 77: $(5'+4') - (3'+2'+1') = 544 - 467 = 77$.

7.2. Factor 77 as 44 + 33 ?

In figure 10 below the main divisions of sums in the Mx-table are given through steps +/- 44 and 33:

Fig.10. Rows 2 and 3 in Mx-table (+/-1), +/- 44 and 33:



Columns in Mx-table, vertical sums: 175 → 210 → 208 → 177.

Numbers 253 and 132: cf. table 3 in 6.3. above.

Factor 44 is the interval 4' — 3' (252 – 208) in the ES-series and also the mass of **CO₂**, a building stone of life. This factor is closely expressed in several aa sums in the Mx-table:

The 3B-coded aa:

$$GA = 132 = 3 \times 44 = AG. \quad UG = 177 = 4 \times 44 + 1.$$

$$GU + UG = 220 = 5 \times 44. \quad GA + AG = 264 = 6 \times 44.$$

The 2B-coded aa: $GU+AC = 2 \times 44$, $CU+UC = 2 \times 44$

Factor + 33 (× n), starting from 99 gives also several codon groups of aa in Mx, e.g.

198, (CA+AC), 231 (3×77), 264 (GA+AG), 297 (half 594), 330 (CA+UG) etc.

7.3. Factor 77 as 43 + 34?

7.3.1. The factors × 3 in aa-sums 231 in Mx:

The factors 43 - 34 times 3 = 129 — 102 appear approximately in the 231-sums in Mx.

$$\text{Trp} = 129 + 1, = 3 \times 43 + 1. \text{ Row 1, U1}$$

$$\text{Arg}^+ = 102 - 1, = 3 \times 34 - 1. \text{ Row 1, A1...Sum 231}$$

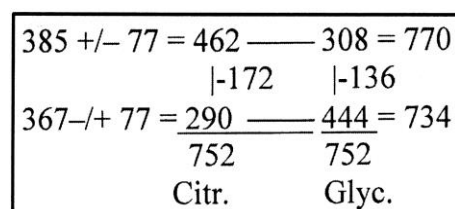
$$\text{Asp} + \text{Val} = 102 = 3 \times 34, \text{ Rows 2+3, G1}$$

$$\text{Gln} + \text{Leu} = 129 = 3 \times 43, \text{ Rows 2+3, C1...Sum 231}$$

7.3.2. Division of aa from Glycolysis and Citrate cycle:

In another context¹ there was the division of aa from stations in glycolysis (Glyc.) versus those from the citrate cycle (Citr.) according to earlier calculations, figure 11. Conditions there: Ala GC + Ser AG taken as derived from oxaloacetate (Ser AG via homoserine) and Gly GG taken as derived from Ser AG. All aa with U-base in their codons (1st and/or 2nd base) derive from stations in glycolysis. 12-groups of aa: $Mx = 2 \times 385$, $Nmx = 2 \times 367$:

Fig.11. The equal division of aa from Glyc. and Citr.



$308 + 444 =$ U-contenting codons from Glyc.
 $462 + 290 =$ the rest.

Vertical intervals in figure 11 sum up to 308 and divides in factors 43 —34:

$172 = 4 \times 43$
 $136 = 4 \times 34.$

Diagonally differences = 18 (~ H₂O), × 2 separating the two 12-groups of aa as if it was part of the process to reduce water. (Signs “~” for “equivalent with” or “corresponding to”.)

Cf. codon types in Nmx +18:

RNA: $412, +18 = 430.$ PAIR: $322, + 18 = 340.$

7.4. Connections with the background model?

Number 7 is in the background model (<http://www.u5d.net>) the sum of the “outer poles” or “complementary structures” of D4, a or b, and D3, a or b, where the polarization of one D-degree into complementary structures defines next lower D-degree (with a redefinition of the concept dimension); figure 12 here, with some notes:

Fig.12. $D4 \rightarrow D3$ polarized to $D3 \rightarrow D2$

D3: $4b \rightarrow 3 \leftarrow 4a$
 $7 < \qquad \qquad > 7$
 D2: $3b \rightarrow 2 \leftarrow 3a$

7.4.1. The simplistic number $3344 = 11 \times 304$:

$3344 = 19 \times 176,$ (176 = row 3 in Mx)
 $3344 = \frac{16 \times 209}{35 \quad 385},$ (209 = row 2 in Mx)

$304 = 16 \times 19$ was the difference between light and heavy chains in the weight series¹⁰
 $600 - 904.$

Cf. Mx-factor 35 divided $3/2 = 21 - 14$:

$21 \times 43 = 904 - 1$
 $14 \times 43 = 600 + 2 \dots$ Sum total R 1504, +1.

(304 also the difference between aa domains of U2 and C2, $437 - 133$).

7.4.2. Total domains of aa R:

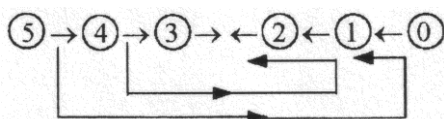
$U1+C1$ -domains = $816 = 24 \times 34$
 $A1+G1$ -domains = $688 = 16 \times 43$

A 3/2-relation in factors and opposed directions in step 4 \longleftrightarrow 3.

7.4.3. Step- numbers and the “loop model”:

Factor 43 as a step number $4 \rightarrow 3$ in the basic chain of integers $5 \rightarrow 0$ is in the “loop model” here connected with step $2 \leftarrow 1$. Debranched d-degrees in higher steps $5 \rightarrow 4 \rightarrow 3$ meeting the other way around in synthesizing direction, figure 13:

Fig.13. Loop model of the basic series



Adding these opposite steps gives number 55, times 7 = 385.

$7 \times 43 = 301$
 $7 \times 12 = 84 \dots$ Sum 385.

How find such a division in the Mx-table? Factor 7 divided 4 — 3, figure 14:

Fig.14. Factor 7 divided 4-3 times 43 and 12

$$\begin{array}{r}
 4 \times 43 = 172 \leftarrow \text{-----} \\
 3 \times 43 = 129 \quad \quad \quad | \\
 \quad \quad \quad > 177 \quad \quad \quad \left| \rightarrow 208 \\
 4 \times 12 = 48 \\
 3 \times 12 = 36 \leftarrow \text{-----}
 \end{array}$$

Sum 177 = whole A1-column in the Mx-table. (Also = UG.)

Sum 208 = whole U1-column. (Cf. ES-series, section 6.)

The difference $43 - 12 = 31 = \text{Ser}$, UC-coded in one column, AG-coded in the other.

Difference in step numbers in the “loop model” (figure 13):

$$5 \rightarrow 4 \longleftrightarrow 1 \leftarrow 0 = 53$$

$$4 \rightarrow 3 \longleftrightarrow 2 \leftarrow 1 = 31. \text{ Cf. SP-series, section 8.}$$

8. Step-numbers in basic and superposed series

8.1. Basic series of integers $5 \rightarrow 0$ (BS)

The basic series of integers $5 \rightarrow 0$ is in the background model of this research taken as dimensions developed out of one another. Each step, read as a 2-digit number, implies *minus or plus 11* outwards or inwards., $54 \rightarrow 43 \rightarrow 32 \dots$ etc. or $01 \rightarrow 12 \rightarrow 23 \dots$; the *difference*

between opposite reading directions is 9, $54 - 45$ etc. Cf. about centrioles and cilia, section 9 below.

Codon groups of paired aa in the Mx-table can follow from adding bidirectional steps in the basic series. (Note the special derivation needed for the CA-coded aa, $154 - 1$.) Total sum 440:

$$\begin{array}{r}
 54 \text{ --- } 43 \text{ --- } 32 \text{ --- } 21 \text{ --- } 10 \\
 45 \text{ --- } 34 \text{ --- } 23 \text{ --- } 12 \text{ --- } 01 \\
 \hline
 99 \text{ --- } 77 \quad 55 \text{ --- } 33 \quad 11 \\
 \hline
 176 \quad \quad 88 \\
 \hline
 132 \quad \quad 44
 \end{array}$$

$$\text{Sum } 440 = \frac{2(77+55+33)}{330} + 1(99 + 11)$$

(A note: $165 \sim \text{Phe}$, $R+B$, $N=77$, $Z=88$.)

8.2. The superposed series (SP): 9 - 7 - 5 - 3 - 1

This SP-series 9-7-5-3-1 in figure 15 below was earlier introduced¹ (section 5.3.1), there seen as connected with “half orbital sums”, orbitals as the intervals in the $2x^2$ -series. (“Superposed” – or perhaps *underlying* the basic series?) It’s dividable at station 3 into $16 - 9 \approx 4^2 - 3^2$.

Fig.15. SP-series with basic chain combined

9	7	5	3	1	
/	\	//	//	\	
5	4	3	2	1	0

[Could the SP-series eventually be regarded as a future expansion of principles in quantum mechanics, number 1 as referring to either 1 or 0, number 5 as 3D-particles or “2D”-waves etc.?)

- The SP-series could perhaps be regarded as a kind of “code” for more elementary (dimensional) steps, i.e. 97 as referring to 2 steps $5 \rightarrow 4 \rightarrow 3$.

- As said in section 4, *step-numbers*, having directions, should be quite possible to have counter-directions in biochemical processes.
- Combining the BS- and SP-series gives 3-digit numbers with the 11-factor times each individual step:
594 — 473 — 352 — 231 — 110
- Sum of this series, 1760, happens to be the total Z of R+B in the 20 + 4 aa.¹

8.3. Two other operations connected with figure 15

a) It may be remembered from reference¹ that the square roots of 6-digit numbers from lower 5 to upper 5 and the reverse (-/+1) gave the division of the 12-groups of aa in Mx versus Nmx, indicating a counter-direction in some aspect:

$$\sqrt{594735} \sim 771., -1 = 770 = Mx.$$

$$\sqrt{537495} \sim 733., +1 = 734 = Nmx.$$

b) An operator as multiplication could be mentioned of half-steps forwards and backwards in the combined series Bs-SP, starting from number 9 on SP:

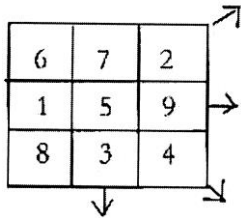
$$94 \times 47 + 73 \times 35 + 52 \times 23 + 31 \times 11 = 851 \times 10$$

$$49 \times 74 + 37 \times 53 + 25 \times 32 + 13 \times 11 = 653 \times 10$$

Sum 1504 (×10) = total R of 24 aa × 10. C1+A1: aa-domains = 850, G1+U1 domains = 654, the amino/keto polarity -/+1 (×10).

Cf. the well-known 3×3 square, where digits 1→9 are distributed for giving sum 15 in all directions, figure 16.

Fig.16. The 3×3-square for digits 1→9



Diagonally: the numbers 852 - 654. Sum of aa R = 2 × 753, -2. Sum of triplets 543 + 210 and 432 + 321 = 2 × 753 (from the basic series¹). In ES-series: 5' + 4' + 3' = 752; 2' = 159.

8.4. Bidirectional reading of half-step or whole steps?

- A new view on operator -/+ 1 ?

Each half-step 2-way-directed, figure 17:

Fig.17. Addition of counter-direction in each half step

$$\begin{array}{cccccc}
 9 & 7 & 5 & 3 & 1 & \\
 // & \backslash // & \backslash // & \backslash // & \backslash // & \backslash \\
 5 & - 4 & - 3 & - 2 & - 1 & - 0
 \end{array}$$

- First half-steps: 59+95, 47+74 etc. gives sum 440.
Second half-steps: 94 + 49, 73+37 etc. gives sum 385.
Total sum = 15 × 55.
- 385 divided at 3' in the basic series, at 7-5 in SP. 143 (94+49) + 110 (73+37) = 253, 77+44+11 = 132. Cf. table 3 in section 6.3.

- The operator $-/+1$, (as vertically in the Mx-table) were earlier¹ suggested as indicating a step to a new coordinate axis, appears here in another way: Adding whole versus 2 half step-numbers gives differences 9 versus 11. One example:

- Whole step, sum 297:

$$\text{Fw. } 59 + 94 = \underline{153}, \text{ Bw. } 49 + 95 = \underline{144}; \text{ diff. } 9.$$

- Two half steps, sum 297, give same sums $+/-1$:

$$\text{Fw. + Bw.: } 59 + 95 = \underline{154}, 94 + 49 = \underline{143}; \text{ diff } 11.$$

There is also the upwards - downwards directions combined or separated, and the complexity might give associations to the different measuring of spins in entangled quanta.

8.5. Some 3-digit Mx-numbers in figure 15:

- 594 = rows 1 + 2 in Mx,

- 352 = columns G1 + A1, (2×176)

- 231 = U1+A1, row 1, = G1 + C1, rows 2+3.

$$\text{Interval in the 3-digit steps} = 121 = 11^2:$$

Operating with this factor gives relations of aa-groups in the Mx-table; a few examples:

- $297 + 121 = 418, 2 \times 209$, columns C1+U1

- $209 - 121 = 88 = \text{GU} + \text{AC} = \text{CU} + \text{UC}$

- $385 - 121 = 264 = \text{GA} + \text{AG}$, rows 1+2

8.6. Coded aa-domains, 1st + 2nd base order, in Mx-table:

$$\text{G1: } 175 + \text{G2: } 309 = 484, -11 = 473^*$$

$$\text{A1: } 177 + \text{A2: } 285 = 462, +11 = 473$$

$$\text{C1: } 210 + \text{C2: } 76 = 286, +11 = 297$$

$$\text{U1: } 208 + \text{U2: } 100 = 308, -11 = 297.$$

$$\text{G+C: } 484 + 286 = 2 \times 385, +/- 99.$$

$$\text{A+U: } 462 + 308 = 2 \times 385, +/- 77$$

* A note: 473 happens to be a factor (times 6) in insulin, the kind with 51 aa.⁹

8.7. The 3-digit series (BS + SP) read backwards:

Steps 01 \rightarrow 3-4 give sums 2×385 , \approx the Mx-table. In figure 18 there are the numbers 132 and 253 from table 3 (section 6.3.) Steps 1 \rightarrow 2 + 2 \rightarrow 3 = 35.)

Fig.18. Inward reading of the series in fig. 15

011	—	132	—	253	—	374	—	495
↓		385		↓				
↓	—	385	—	↓				

$$\text{AG} = 132. \text{ Column U1} = 208, + \text{AC } 45 = 253.$$

$$\text{GA} = 132, \text{ Column C1} = 210, + \text{GU } 43 = 253$$

There was in the ES-series $5' \rightarrow 2' = 133, 4' = 252; -/+1$ giving these numbers..

Interval 121 in the 3-digit series as $44 + 77$; cf. figure 10 (section 7).

$$253 - 44 = 209,$$

$$\underline{132 + 44 = 176} \rightarrow \text{the division of } 385 \text{ in Mx}$$

$$253 - 77 = 176$$

$$132 + 77 = 209$$

8.8. Step-numbers alone in SP-series, bidirectional:

It gives shorter the same 11-factor numbers as from the basic series (8.1.), pairs of aa-numbers apart from CA-sum $154 - 1$ besides UG-sum $176 + 1$:

$$\begin{array}{r}
 97 - 75 - 53 - 31 \\
 + 79 - 57 - 35 - 13 \\
 \hline
 = 176 \quad 132 \quad 88 \quad 44 \rightarrow \text{Sum } 440.
 \end{array}$$

8.9. SP-series bidirectional with 11- and 9-steps

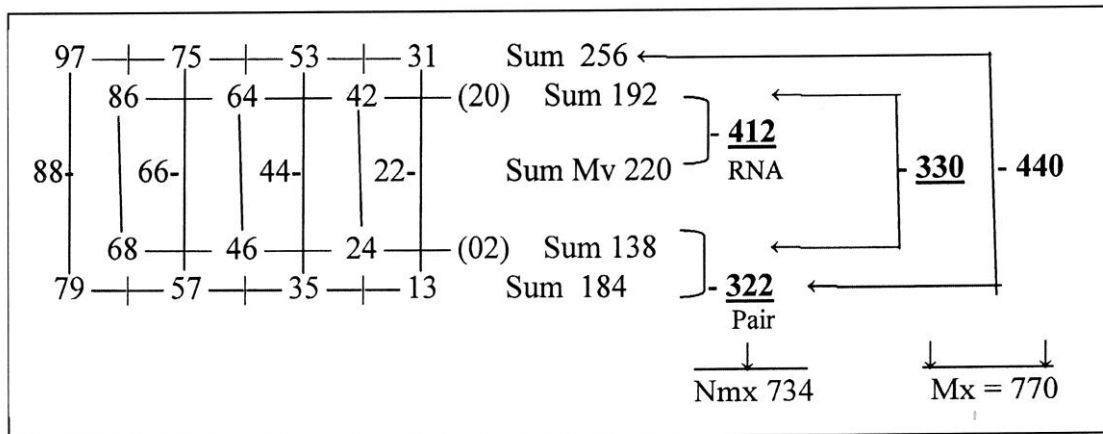
In figure 19 below the SP step-numbers counter-directed are supplemented with intermediate 11-steps and with 9-steps that represent mean value between mirrored SP-numbers.

There is reason to keep in mind that the SP step-series 97 - 75 - 53 - 31, as a kind of “code”, refer to 2 steps and also triplet numbers of the basic chain: 5-4-3 — 4-3-2 — 3-2-1 — 2-1-0, the sum of which is 1506 = total R of 24 aa + 2.

A hypothesis behind the figure 19 is that the differences between the very regular codon domains in Mx and the less regular in Nmx could depend on a bidirectional property in Mx, branched into one-directional codon domains in Nmx. This connected with the view on the G-C- and A-U-pair of bases as two coordinate axes, Mx-codons joining them, Nmx-codons not.

Domains of aa are here grouped according to codon types (section 2.3):

Fig.19. The SP-series bidirectional, with intermediate 11- and 9-steps



440 - 22 = 418 = Cross-coded aa. (440 = 256 + 184).

330 + 22 = 352 = Form-coded aa

- Four 9-steps from sum 256 → 220 equals the -36 (~ 2H2O) in Nmx: 97→88, 75→66 etc.

The middle numbers with sum 220 seems here to represent the very “mirror” itself, and give part of aa with RNA-codons with the factor of complementarity A—U, G—C.

- Group 330 gives vertically 154 (86 + 68) = CA +1 and 176 (110 + 66) = UG -1 in Mx.

- Group 440 gives vertically 176 (97 + 79) = whole row 3 in Mx, and following additions in these series = 2 × 132 (75 + 57) + 88 + 44 (53 + 35 and 31 + 13) = GA +AG, rows 1+2 in Mx.*

*330 + 55 = 385; 440 - 55 = 385. (55 between 66 and 44.)

[There is, however, not so easy to find other closer connections within codon type groups of aa with pairs of their individual numbers in the figure above. A couple of vertical additions:

- Pair-codons: 68 + 79 = 147 = UU -1, rest numbers in these series 175 = AA+CC+GG +1.

- RNA-codons: 88+86 + 66 + 64 = 304, - 100 = AU + GC-coded aa.

Rest numbers = 108, +100 = UA + CG-coded aa.]

A difficult question:

How argument for writing a step-number 9 → 7 as 97, the vector replaced by a change in one position in our decimal system, start of the vector getting 10 times more “worth”?

9. How about a relation to factor 9 in centrioles and cilia?

To repeat from section 4:

- Sums of differing 2-digit numbers mirrored give factor 11
- Differences between these mirrored numbers give factor 9.
- 3-digit numbers mirrored give both factors 9 and 11 as *difference (if not 0)*..

("Mirrored" = counter-directed, reflected, bidirectional numbers.)

11 and 9 might be seen as *inverted* (\wedge) numbers: $11 \wedge 909090... \times 10^x$, $9 \wedge 11111... \times 10^x$.

It gives associations to the 9-factor (or $9 + 2$) in centrioles, centrosomes and cilia. In centriole structure there are the 9 tubule, anti-centric arranged around a center, each consisting of 3 or 2 microtubules = 27 or 18, a $3/2$ -relation.

(This change in numbers, $3 \rightarrow 2$, seems related to d-degrees: *inside the cell* as basal bodies $9 \times 3 = 27$, as equivalent with volumes $\sim 3D$; *outside*, in cilia, $3 \times 2 = 18$, related to a surface $\sim 2D$. A simplified description; there seems to be exceptions.)

Number **27** = $3'$ in the x^3 -series, number **18** = $3'$ in the $2x^2$ -series. An association goes to the exponent $2/3$ in the ES-series (section 6). Two a bit curious relations:

$2 \times 3'$ (208) in the ES-series = 416:

$416/18 = \underline{23,1} 1111... \quad 416/27 = \underline{15,4} 074074...$

These quotients give times10 (and abbreviated) the division 3 and 2×77 in the Mx-table, 231 and 154. Observe also the *decimals* in the quotients above:

$23,1 \underline{111111}... - 23.1 = 0,0111111...$

$15,4 \underline{074074}... - 15.4 = 0.00740740...$

$2/3 \times 0.0111111 = 0.00740740, \wedge \approx 135.$

74 = atomic mass of B-chains of aa unbound.

135 = atomic mass of A-base.

Could the ES-series be thought of as a midst between the x^3 - (with $3' = 27$) and the $2x^2$ -series with $3' = 18$?

Cf. also middle number 3-5-2 in figure 15: differences between Fw. – Bw. read half steps:

$53 - 35 = \underline{18}$; $52 - 25 = \underline{27}$. (18 the first number outwards.)

The quotient $2/3$ might be seen connected with the *loop version* (figure 13, section 7) of the mentioned background model, where in the series of dimensions $5 \rightarrow 4 \rightarrow 3$ etc. debranched degrees outwards might meet the other way around inwards, a kind of inversion of *directions*.

In the ES-series with $5' + 4' - 2' = 385$ there is an approximate inversion $1' + 2' \approx \underline{259}, \wedge \sim \underline{386} \times 10^x$. (Cf. close to Z-numbers of ATP versus NADP, partly charged¹.) It's close also to the quotient between the basic series as two triplets, $543/210$: $\underline{2.586} \cdot \wedge \underline{3.867} \cdot (\times 10^x)$, circa $6 \times 43 - 9 \times 43 (\times 10^x)$.

A similar quotient appears at ends of two B-chain parts of aa that leads to condensation ($- 18, H_2O$): $44/17$ (COO^-/NH_3^+), interval $27, \sim 259 \wedge 386 (\times 10^x)$.

The difference $11 - 9 = 2$, eventually appearing as the 2 microtubules in the center of motile cilia (and some other centrioles). Could it be seen as an expression for the operation of inversion itself in the number relations?

There was also the relation between number-base systems (nb-x): 9 in nb-10 = 11 in nb-8; eventually part of some internal reference system Cf. how atomic mass of coding bases in nb-10 gives aa-sums in nb-8¹.

It has been said too that the fibers in *prokaryotes*, corresponding to later developed microtubules, are 11.

To this comes the polarity between *motile cilia*, $9 \times 2 + 2$ microtubules, and *non-motile, sensory cilia*, $9 \times 2 + 0$: here possible to interpret in terms of the background model: *motions* released in outward direction of a dimension chain $5 \rightarrow 0$ as from a center; sensory cilia as from anti-center in direction inwards.

Motions are said to start from the top ends of cilia as they are last step in the background model outwards. Last step-number in the basic series $5 \rightarrow 0$ is $1 \rightarrow 0$, with $-/+1 = 9$ and 11 . (10 mirrored = 01 : sum 11 , difference 9).

The arithmetical operations *addition* — *subtraction* (as $+$ or $-$) might perhaps be seen as one type of expression for the assumed double-direction in 4D and in d-degree “0/00” (~ pure kinetic energy) in the background model? (“Pole 1b” as “motions from each other”, ~ “outwards”, creating a new anti-center, “pole 1a” as “motions towards each other”, ~ “inwards”, defining a new center.)

There is also the earlier suggestion that $-/+1$ in several different contexts between similar sums of numbers might imply and express a change to a new coordinate axis. One such example shows up in the Mx-table: *horizontally*, row $2 = 209$; $+/-1 = 210 - 208$, *vertical sums* in columns C1 and U1, and row $3 = 176$; $-/+1 = 175$ and 177 , the *vertical sums* of columns G1 and A1. (A $1/x$ -curve joins asymptotically two perpendicular axes in a coordinate system and passes through number y , $x = +1$ or -1 .)

Could the views and facts above imply a biological connection between the aa divisions on codons Mx and Nmx and the centriole structures? Perhaps more of one type of aa from Mx in centriole proteins or their active sites? In the transport proteins* (as *kinesin* — *dynein*) building up and down cilia respectively? Note the opposite, anti-parallel *directions*. *(In positions inner — outer they seem to correspond to xylem (\uparrow) and floem (\downarrow) in plants.) It's here a totally open question if such relations to proteins and their aa content and codons exist.

With dimensions thought to develop out of one another through polarizations, there is $+$ or $-$ one (1) degree in every step in directions of disintegration or synthesizing processes. In the basic series of integers $5 \leftrightarrow 0$, five steps squared:

$$11111^2 = 123454321. (9 \text{ digits}). (The \text{square relation?})$$

There are 6 “stations” including d-degree “0/00” for pure kinetic energy or motions. If assuming number 1 for each station it gives:

$$111111^2 = 12345654321. (11 \text{ digits} = +2)$$

$$111111 \times 2/3 = 74.074. \text{ Cf. decimal numbers we had above, } 416/18 \text{ and } 416/27.$$

Another hesitant operation: $111111 = 11 \times 10101$:

$$10101 \rightarrow \times 1/6 \rightarrow \backslash = 594 \text{ } 000 \text{ } 594... \times 10^{-6}$$

594 the sum of rows 1+2 in the Mx-table.

$$10101 \rightarrow \times 2 \rightarrow \backslash = 495 \text{ } 000 \text{ } 495... \times 10^{-7}.$$

10. Two numeral extras about number 385 in the Mx-table

10.1. The number 11 as such, divided:

Number 11 stepwise divided as 1st and 2nd digit with the difference as 3rd digit:

$$11 = 1 + 10, \text{ Diff. } 9 \rightarrow \Sigma = 2 \rightarrow 0 \leftarrow 9^* = 11 \times 19$$

$$11 = 2 + 9, \text{ Diff. } 7 \rightarrow \Sigma = 2 \rightarrow 9 \leftarrow 7 = 11 \times 27$$

$$11 = 3 + 8, \text{ Diff. } 5 \rightarrow \Sigma = 3 \rightarrow 8 \leftarrow 5 = 11 \times 35$$

$$11 = 4 + 7, \text{ Diff. } 3 \rightarrow \Sigma = 4 \rightarrow 7 \leftarrow 3 = 11 \times 43$$

$$11 = \underline{5} + \underline{6}, \text{ Diff. } \underline{1} \rightarrow \underline{\Sigma} = 5 \rightarrow 6 \leftarrow 1 = \underline{11} \times \underline{51}$$

$$\Sigma \quad 15 \quad 40 \quad 25^{**}$$

*Reading 1-10, difference 9 becomes 209 here.

** Cf. sums $15 - 25 - 40 = 80$, three first rows in Cs-pyramid,⁶ figure 2.1.

- 385 becomes the middle number in this series and first 3 numbers are directly connected with the Mx-table. Steps in 3-digit numbers = 88.

- First two numbers = $2 \times 253, -/+ 44$. Cf. table 3, section 6.

10.2. The “factor chain” 385:

In the 5D-background model it could perhaps be assumed that numbers 55 - 44 - 33 etc. as energy numbers represent outer a+b-poles in polarized D-degrees 4-3-2 etc.? With an operator as the basic series inwards (why?) it gives the sum 385 The sum divided odds — evens give the Mx-division of 385 :

$$\begin{array}{r}
 1 \times 55 = 55 \\
 2 \times 44 = 88 \\
 3 \times 33 = 99 \\
 4 \times 22 = 88 \\
 5 \times 11 = 55 \quad \underline{\quad} \\
 \Sigma \quad 209 \quad 176 = \text{Sum } 385
 \end{array}$$

Conclusions and some associations

Many different Mx-coded aa-groups (R) with factor 11, including 385, were shown to be derivable through bidirectional reading of 2-digit numbers in the studied series in different ways, so also 3-digit numbers from the combined basic and superposed series, the latter illustrating some principles in quantum mechanics. It strengthens the view on a serial background and fundamental double directions, here seen inherited from higher D-degree 4.

Numbers as such are naturally the result of or expression for the same “quantification principle” as in quantum mechanics, so why not on higher levels? On a macroscopic level it corresponds to general processes of polarizations and unifications, mathematically appearing e.g. as differences and additions.

Much indicates that the code itself, e.g. the four 2-letter Mx-codons of 3B-type guide the bidirectional features, with this the arithmetical 11-factor, while the differentiation through the third base implies a secondary polarization (purines \longleftrightarrow pyrimidines), these complementary in type of synthesis and in bonds within DNA. (There are 5 bonds in the 12-group with 2-letter Mx-codons (12 aa), $-/+1$ gives 4 bonds in U-A-codons of Nmx, (8 aa), 6 bonds in the G-C-codons of Nmx, (4 aa); thus showing on a serial (5 - 4 - 3x2) property of steps (of - 4 aa) in the ES-series.)

More than one regulating factor of complementarity are obviously operating in the genetic code on different levels, i.e. several polarities where opposite directions is one, the complementarity in DNA-bonds another, and also inversions around 1 might be seen as one.

The *mirror* relation, not only in bidirectional read numbers but also in the 2-letter Mx-codons, leads to the question: What is the mirror? The very projection of a center to anti-center as Big Bang \rightarrow Universe, (infinity redefined as anti-center in the background model here)? An inherited feature from the whole “Entirety”, proposed as 5-dimensional in an optional analysis that join both poles center and anti-center? As with “Consciousness”: when we wake up and gets defined as a center, an I, in relation to the environment as anti-center, and a double-direction gets established of “seeking” and “getting”. And simultaneously we are a little piece of anti-center for others. Summation of particles and anti-particles? A mirror factor in entangled quanta, in at least one aspect complementary? A dimension is in the background model defined as the polar relation between complementary structures, equal timeless as entangled quanta in quantum mechanics.

There are of course arithmetical laws in physics as in the periodic system and as the factors in Rydberg’s formula for hydrogen orbits, in Balmer series differences 5,4,3 — 2, (squared and inverted), a similarity with intervals in the ES-series.

There are several anti-parallel biological vectors, as in DNA-strands, as in β -sheets on 2nd level of protein foldings, as in up- and down transporting proteins; also stepping proteins as in muscles and most steps in biochemical metabolism are reversible, however hardly numerical if not in a still closer study of quantum biology.

The problem to translate a bidirectional reading of numbers as such into something that can be expressed in physical or biological terms remains however, unsolved. Mass-numbers as number of units read backwards seems without sense. Here the concept of *step-numbers* was introduced, related to series, with the property of vectors, with those anti-vectors, surely a physical reality. Steps as in the carbon-nitrogen cycle in the sun: 12 \rightarrow 14 \rightarrow 16, back to mass number 12, like the 3B-coded aa-pairs in the Mx-table, but without factor 11.

Some associations

About factors 27 — 8 in the Mx-table and in the midst of x^3 -series, there was¹ an association to *group theory*,¹¹ with $1/\sqrt{27}$ and $1/\sqrt{8}$ (times 10^3) giving close to sums of aa R in G1- and C1-domains. An 11-factor derived from Pauli or Gell-Mann's 3×3 -matrices?

There was further an association to the *string theory* and its 11 dimensions, 4 + 7, 7 said “undeveloped” (!) dimensions. (Numbers 77 and 44 (~ CO₂) seems both well-developed here. Cooperation with water? Auto-dissociation to H₃O⁺ and OH⁻ (Wikipedia, simplified.) gives a curious proof of the polarization principle. Mass H₃O⁺ = 19, \longleftrightarrow OH⁻ = 17; differences Mx- to Nmx-coded aa: 3B-coded: Mx 594 to Nmx 575 = 19, 2B-coded aa: Mx 176 to Nmx 159 = 17. Z = 11 \longleftrightarrow 9.

The only more general hypothesis here is that there exist a world of dimensional processes of disintegration and synthesis expressed in numbers, below the known physical laws.

This paper should be regarded as just a contribution of material, inviting others more professional in the concerned areas, to go on with the problem.

Competing interests:

The author declares no competing interests.

References

1. Wohlin Å. Numeral series hidden in the distribution of atomic mass of amino acids to codon domains in the genetic code. *J Theor Biol.* 2015;369: 95-109. [Crossref] <http://dx.doi.org/10.1016/j.jtbi.2015.01.013>
2. Shcherbak VI. Arithmetic inside the universal genetic code. *Biosystems.* 2003; 70(3): 187- 209 [doi.org/10.1016/S0303-2647\(03\)00066-2](http://doi.org/10.1016/S0303-2647(03)00066-2)
3. Rakočević MM A harmonic structure of the genetic code. *J Theor. Biol.* 2004 Jul 21;229(2): 221-234. DOI: 10.1016/j.jtbi.2004.03.017
4. Dragovich B. Genetic code and number theory. *arXiv preprint arXiv:0911.4014*, 2009.arxiv.org
5. Négadi T. The multiplet structure of the genetic code, from one and small number. [arxiv.org/pdf. 2011;1101.2983]
6. Wohlin Å. C-skeleton in the genetic code from a basic series $5 \rightarrow 0$, guiding valences and other numeral features in the code. *Med Res Arch.* 2021, vol 9, issue 12:2-19. <https://doi.org/10.18103/mra.v9i12.2620>.
7. Rakočević MM. The cipher of the genetic code. *BioSystems*, 2018. Sep; 171:31-47. [doi: 10.1016/j.biosystems.2018.05.009](http://doi.org/10.1016/j.biosystems.2018.05.009).
8. Rakočević MM.. Analogies of genetic and chemical code. *Polyhedron.* 2018; volume 153, 1 October 2018, pages 292-298.
9. Karlson P. *Biokemi (Biochemistry)*. LiberLäromedel Lund. 1976
10. Wohlin Å. Numerical analysis of 3/2-relations in the genetic code and correlations with basic series of integers 5–0. *Biomed Genet Genomics.* 2016, Volume 1(4):1-15. DOI:10.15761/BGG.1000118
11. Gell-Mann M, Néeman Y. *The Eightfold Way*. W. A. Benjamin, Inc. New York, Amsterdam. 1964; (e.g. pp 15, 29, 85)